


ABSØLUTE



ABSØLUTE

A

“Definisci il tuo stile e la tua personalità”



“You define your style and your personality”





8 FORMATI

120x120
60x120
20x120
80x80
40x80
60x60
30x60
10x30

pag. 6



3 TEXTURE

CEMENT
WOOD
ELEMENTS

pag. 7



6 TINTE MORBIDE

TAUPE
IVORY
WHITE
ICE
GREY
SMOKE

pag. 8



3 TINTE FORTI

EARTH
CORTEN
PETROL

pag. 9



“L'unico ostacolo è la tua immaginazione”


“The only obstacle is your imagination”

8


Formati Size

CEMENT

120x120 - 48"x48" R10



80x80 - 32"x32" R10



40x80 - 16"x32" R10



10x30 - 4"x12" R10



60x120 - 24"x48" R10/R11



60x60 - 24"x24" R10



30x60 - 12"x24" R10



ELEMENTS

60x120 - 24"x48" R10



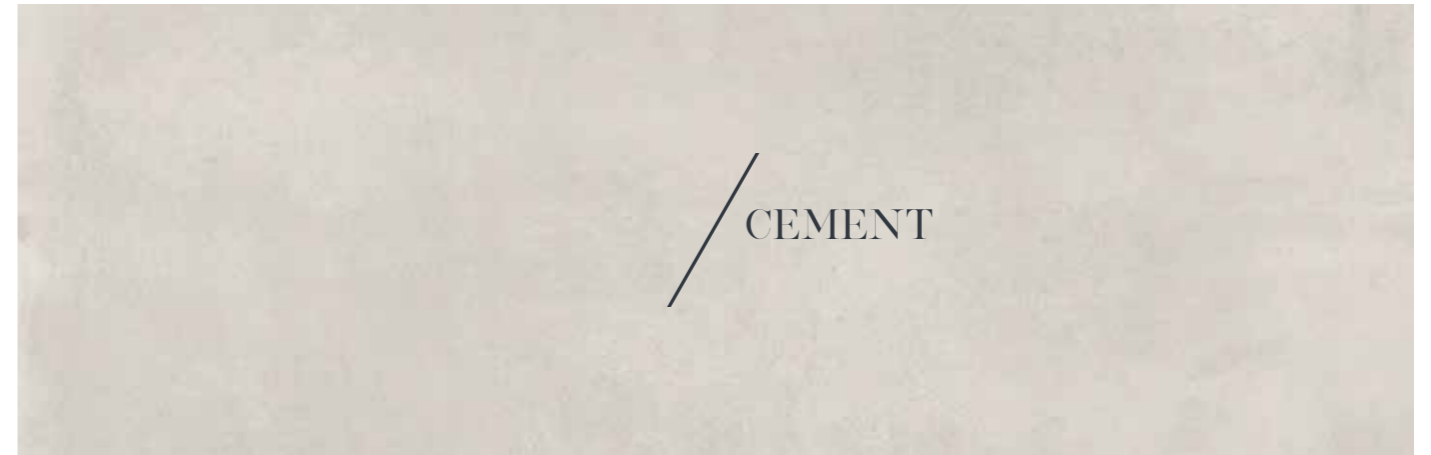
WOOD

20x120 - 8"x48" R10



3

Texture **Texture**





WHITE



IVORY



TAUPE



ICE



GREY




SMOKE

6

Tinte Morbide

Soft Colors



3

Tinte Forti

Strong Colors



EARTH




CORTEN



PETROL



B



S





“ABSØLUTE è
Rock e Classico”
“ABSØLUTE is Rock and Classic”

O









L



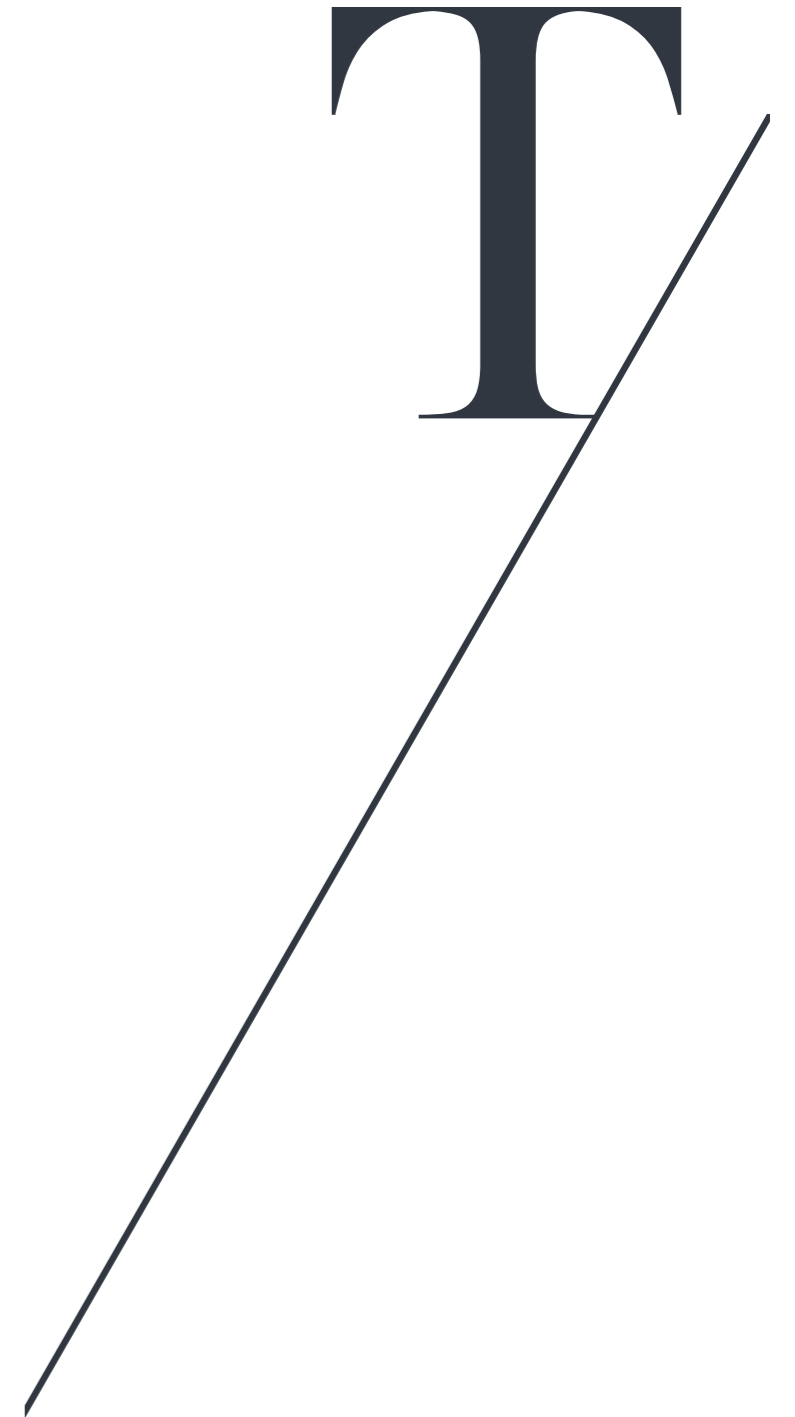
U


















E







WALL





A





L

LEGENDA RECAP

ABSOLUTE



WALL Elements Petrol 60x120
FLOOR Cement Grey 80x80



WALL Cement Taupe 120x120
FLOOR Cement Taupe 120x120



WALL Wallbrick 30x90
FLOOR Cement Grey 120x120



WALL Wood Ivory 20x120
FLOOR Elements Corten 60x120



WALL Cement Smoke 40x80
SHOWER Cement Smoke 5x5 mosaico
FLOOR Cement Smoke 80x80



WALL Cement Taupe 60x120
FLOOR Elements Corten 60x120



WALL Elements Earth 60x120
FLOOR Wood Grey 20x120



FLOOR Cement Grey 60x60



WALL Cement Ice 10x30
FLOOR Cement Grey 60x120



BAR Elements Earth 60x120
FLOOR Elements Corten 60x120



FLOOR Elements Petrol 60x120



WALL Elements Petrol 60x120
FLOOR Elements Petrol 60x120 / Wood Ivory 20x120



WALL Elements Petrol 60x120 - Wood White 20x120
FLOOR Cement Smoke 60x120



WALL Cement Smoke 5x5 mosaico
FLOOR Wood Ice 20x120



WALL Cement White 60x120
FLOOR Wood Ivory 20x120

▼ wall



WALL Decoro Pine Taupe 30x90
FLOOR Wood Ivory 20x120



WALL Ivory 30x90, Righe Earth 30x90
FLOOR Planet Noce 20x120



WALL Decoro Corten 30x90, Taupe 30x90
FLOOR Elements Petrol 60x120



WALL Elements Earth 60x120
RECEPTION Elements Corten 60x120, Bacchetta Bronzo 0.3x1x120
FLOOR Cement White 60x120 81.915 % / mq
Wood Taupe 20x120 18.085 % / mq



WALL Cement White 60x120/30x60
FLOOR Cement White 60x120 - Elements Earth 60x120



WALL Cement Taupe 80x80
FLOOR Wood Taupe 20x120



WALL Decoro Tetrys 30x90
FLOOR Wood White 20x120




WALL Decoro Pine Grey 30x90, Grey 30x90



WALL Ice 30x90, Muretto Silver 30x90
FLOOR Cement Smoke 80x80

CEMENT FORMATI . SIZES


120x120 48"x48"



Rettificato Rectified R10
± 9 mm
2x **170**

ABCE120120WH White
ABCE120120IV Ivory
ABCE120120IC Ice
ABCE120120GY Grey

60x120 24"x48"




Rettificato Rectified R10
± 9 mm
2x **149**

ABCE60120WH White
ABCE60120IV Ivory
ABCE60120TA Taupe
ABCE60120IC Ice
ABCE60120GY Grey
ABCE60120SM Smoke

Rettificato Rectified R11
± 20 mm
1x **193**

ABCE60120IVGS Ivory
ABCE60120TAGS Taupe
ABCE60120ICGS Ice
ABCE60120GYGS Grey

80x80 32"x32"



Rettificato Rectified R10
± 9 mm
2x **149**

ABCE8080WH White
ABCE8080IV Ivory
ABCE8080TA Taupe
ABCE8080IC Ice
ABCE8080GY Grey
ABCE8080SM Smoke


40x80 16"x32"



Rettificato Rectified R10
± 9 mm
3x **149**

ABCE4080WH White
ABCE4080IV Ivory
ABCE4080TA Taupe
ABCE4080IC Ice
ABCE4080GY Grey
ABCE4080SM Smoke

60x60 24"x24"



Rettificato Rectified R10
± 9 mm
3x **130**

ABCE6060WH White
ABCE6060IV Ivory
ABCE6060TA Taupe
ABCE6060IC Ice
ABCE6060GY Grey
ABCE6060SM Smoke

CEMENT FORMATI . SIZES

30x60 12"x24"



Rettificato Rectified R10
± 9 mm
6x **130**

ABCE3060WH White
ABCE3060IV Ivory
ABCE3060TA Taupe
ABCE3060IC Ice
ABCE3060GY Grey
ABCE3060SM Smoke

10x30 4"x12"

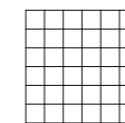


Rettificato Rectified R10
± 9 mm
32x **169**

ABCE1030WH White
ABCE1030IV Ivory
ABCE1030TA Taupe
ABCE1030IC Ice
ABCE1030GY Grey
ABCE1030SM Smoke

CEMENT DECORI DECORS

30x30 12"x12"



Mosaico 5x5 su rete
11x **35** *

ABCEMOSWH White
ABCEMOSIV Ivory
ABCEMOSTA Taupe
ABCEMOSIC Ice
ABCEMOSGY Grey
ABCEMOSSM Smoke

* Vendita tassativa a scatole complete Sale in full boxes only

CEMENT PEZZI SPECIALI SPECIAL TRIMS



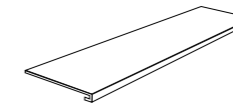
Battiscopa Digitale
6x60 2.4"x24"
15x **30**

ABCE60BATWH White
ABCE60BATIV Ivory
ABCE60BATA Taupe
ABCE60BATIC Ice
ABCE60BATGY Grey
ABCE60BATSM Smoke



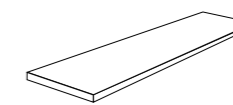
Battiscopa Digitale
6x80 2.4"x32"
8x **48**

ABCE80BATWH White
ABCE80BATIV Ivory
ABCE80BATA Taupe
ABCE80BATIC Ice
ABCE80BATGY Grey
ABCE80BATSM Smoke



Gradino Lineare Costa Retta
33x120x3 13.20"x48"x1.2"
2x **190**

ABCOLIWH White
ABCOLIIV Ivory
ABCOLITA Taupe
ABCOLIIC Ice
ABCOLIGY Grey
ABCOLISM Smoke



Angolare Costa Retta
33x120x3 13.20"x48"x1.2"
2x

ABCODS DX/SX **195**
ABCODX DX **194**
ABCOSX SX **194**

ABSOLUTE CEMENT	pcs/box	mq/box	kg/box	box/pallet	mq/pallet	kg/pallet
60x120 24"x48" Rettificato Rectified SP. 20 mm R11	1	0,72	32,00	32	23,04	1024,00
120x120 48"x48" Rettificato Rectified R10	2	2,88	67,00	18	51,84	1206,00
60x120 24"x48" Rettificato Rectified R10	2	1,44	28,40	36	51,84	1022,40
80x80 32"x32" Rettificato Rectified R10	2	1,28	24,96	40	51,20	998,40
40x80 16"x32" Rettificato Rectified R10	3	0,96	18,66	28	26,88	522,48
60x60 24"x24" Rettificato Rectified R10	3	1,08	21,30	40	43,20	852,00
30x60 12"x24" Rettificato Rectified R10	6	1,08	21,00	48	51,84	1008,00
10x30 4"x12" Rettificato Rectified R10	32	0,96	19,30	36	34,56	694,80

WHITE

IVORY

TAUPE

ICE

GREY

SMOKE

WOOD FORMATI . SIZES

20x120 8"x48"

18 Printings

Rettificato Rectified R10

± 9 mm

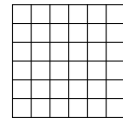
6x

148

ABWO20120WH White
 ABWO20120IV Ivory
 ABWO20120TA Taupe
 ABWO20120IC Ice
 ABWO20120GY Grey
 ABWO20120SM Smoke

WOOD DECORI DECORS

30x30 12"x12"



Mosaico 5x5 su rete

11x

35 *

ABWOMOSWH White
 ABWOMOSIV Ivory
 ABWOMOSTA Taupe
 ABWOMOSIC Ice
 ABWOMOSGY Grey
 ABWOMOSSM Smoke

* Vendita tassativa a scatole complete Sale in full boxes only

WOOD PEZZI SPECIALI SPECIAL TRIMS



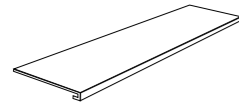
Battiscopa Digitale

6x60 2.4"x24"

15x

30

ABWO60BATWH White
 ABWO60BATIV Ivory
 ABWO60BATA Taupe
 ABWO60BATIC Ice
 ABWO60BATGY Grey
 ABWO60BATSM Smoke



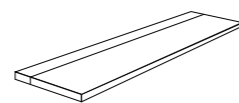
Gradino Lineare Costa Retta

20x120x3 8"x48"x1.2"

2x

190

ABWOCOLIWH White
 ABWOCOLIIV Ivory
 ABWOCOLITA Taupe
 ABWOCOLIIC Ice
 ABWOCOLIGY Grey
 ABWOCOLISM Smoke



Angolare Costa Retta

33x120x3 13.20"x48"x1.2"

2x

195

ABWOCODS DX/SX 195
 ABWOCODX DX 194
 ABWOCOSX SX 194

ABSOLUTE WOOD	pcs/box	mq/box	kg/box	box/pallet	mq/pallet	kg/pallet
20x120 8"x48" Rettificato Rectified R10	6	1,44	27,78	36	51,84	1000,08

ELEMENTS FORMATI . SIZES

60x120 24"x48"

6 Printings

Rettificato Rectified R10

± 9 mm

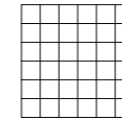
2x

149

ABEL60120EA Earth
 ABEL60120CO Corten
 ABEL60120PE Petrol

ELEMENTS DECORI DECORS

30x30 12"x12"



Mosaico 5x5 su rete

11x

35 *

ABELMOSEA Earth
 ABELMOSCO Corten
 ABELMOSPE Petrol

* Vendita tassativa a scatole complete Sale in full boxes only

ELEMENTS PEZZI SPECIALI SPECIAL TRIMS



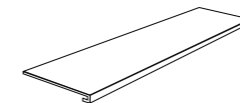
Battiscopa Digitale

6x60 2.4"x24"

15x

30

ABEL60BATEA Earth
 ABEL60BATCO Corten
 ABEL60BATPE Petrol



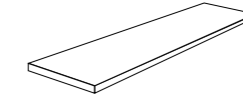
Gradino Lineare Costa Retta

33x120x3 13.20"x48"x1.2"

2x

190

ABELCOLIEA Earth
 ABELCOLICO Corten
 ABELCOLIPE Petrol



Angolare Costa Retta

33x120x3 13.20"x48"x1.2"

2x

195

ABELCODS DX/SX 195
 ABELCODX DX 194
 ABELCOSX SX 194

ABSOLUTE ELEMENTS	pcs/box	mq/box	kg/box	box/pallet	mq/pallet	kg/pallet
60x120 24"x48" Rettificato Rectified R10	2	1,44	28,40	36	51,84	1022,40



ABSOLUTE 30x90 cm

± 8 mm



30x90 12"x36"
AB3090IV Absolute Ivory

10 Printings
5x 148



30x90 12"x36"
AB3090IC Absolute Ice

10 Printings
5x 148



30x90 12"x36"
AB3090TA Absolute Taupe

10 Printings
5x 148




30x90 12"x36"
AB3090GY Absolute Grey

10 Printings
5x 148



30x90 12"x36"
AB3090COD Absolute Decoro Corten

10 Printings
5x 149



30x90 12"x36"
AB3090SIM Absolute Muretto Silver

10 Printings
5x 149



30x90 12"x36"
ABPINTA Absolute Decoro Pine Taupe

4x * 193



30x90 12"x36"
ABPINGY Absolute Decoro Pine Grey

4x * 193

ABSOLUTE 30x90 cm

± 8 mm



30x90 12"x36"
AB3090EAR Absolute Righe Earth

6 Printings
5x 149



30x90 12"x36"
AB3090TED Absolute Decoro Tetrys






3 Printings
5x 149



* Vendita tassativa a scatole complete Sale in full boxes only

ABSOLUTE	pcs/box	mq/box	kg/box	box/pallet	mq/pallet	kg/pallet
30x90 12"x36" Rettificato Rectified	5	1,35	23,80	48	64,80	1142,40
30x90 12"x36" Decoro Tetrys Rettificato Rectified	5	1,35	23,80	48	64,80	1142,40
30x90 12"x36" Righe Earth Rettificato Rectified	5	1,35	23,80	48	64,80	1142,40
30x90 12"x36" Decoro Corten Rettificato Rectified	5	1,35	23,80	48	64,80	1142,40
30x90 12"x36" Muretto Silver Rettificato Rectified	5	1,35	23,80	48	64,80	1142,40
30x90 12"x36" Decoro Pine Rettificato Rectified	4	1,08	-	20	-	-

NORMA DI RIFERIMENTO / SPECIFICATION REFERENCE ISO 13006/ENI4411 APPENDICE G Bla GL

Caratteristica tecnica Technical feature	Norma Norm	ABSOLUTE	
		Rettificato Rectified	± 20 mm
LUNGHEZZA E LARGHEZZA LENGTH AND WIDTH	UNI EN ISO 10545-2	CONFORME IN ACCORDANCE	
SPESSORE THICKNESS		CONFORME IN ACCORDANCE	
RETTILINEITÀ SPIGOLI STRAIGHTNESS OF SIDES		CONFORME IN ACCORDANCE	
ORTOGONALITÀ RECTANGULARITY		CONFORME IN ACCORDANCE	
PLANARITÀ SURFACE FLATNESS		CONFORME IN ACCORDANCE	
ASPETTO ASPECT		CONFORME IN ACCORDANCE	
 ASSORBIMENTO D'ACQUA WATER ABSORPTION	UNI EN ISO 10545-3	≤ 0.5%	
 RESISTENZA A FLESSIONE FLEXURAL STRENGTH	UNI EN ISO 10545-4	≥ 35 N/mm ²	
 MODULO DI ROTTURA BREAKING STRENGTH		≥ 1300 N	
 DETERMINAZIONE DELLA RESISTENZA ALL'URTO DETERMINATION OF IMPACT RESISTANCE	UNI EN ISO 10545-5	0,90	
 RESISTENZA ALL'ABRASIONE (METODO PEI) ABRASION RESISTANCE (PEI-METHOD)	UNI EN ISO 10545-7	PEI 3 ÷ 5	
 COEFFICIENTE DI DILATAZIONE TERMICA LINEARE THERMAL EXPANSION COEFFICIENT	UNI EN ISO 10545-8	(5,7÷5,9) X 10 ⁻⁶ /°C	
 RESISTENZA AGLI SBALZI TERMICI THERMAL SHOCK RESISTANCE	UNI EN ISO 10545-9	RESISTENTE RESISTANT	
 DETERMINAZIONE DELLA DILATAZIONE DOVUTA ALL'UMIDITÀ DETERMINATION OF MOISTURE EXPANSION	UNI EN ISO 10545-10	0,0 mm/m	
 DETERMINAZIONE DELLA RESISTENZA AL CAVILLO DETERMINATION OF CRAZING RESISTANCE	UNI EN ISO 10545-11	RESISTENTE RESISTANT	
 RESISTENZA AL GELO FROST RESISTANCE	UNI EN ISO 10545-12	INGELIVO FROST-RESISTANT	
 RESISTENZA AGLI AGENTI CHIMICI RESISTANCE TO CHEMICALS	UNI EN ISO 10545-13	MIN. CLASS B LB HB	MIN. CLASS B LB HB
 RESISTENZA ALLE MACCHIE STAIN RESISTANCE	UNI EN ISO 10545-14	MINIMO CLASSE 3 MINIMUM CLASS 3	
 RESISTENZA ALLO SCIVOLAMENTO SLIP RESISTANCE	DIN 51130	R10	R11
	DIN 51097	A+B	A+B+C
	C.o.F B.C.R./D.M. 236 14/6/89	>0,40	>0,40
	D.C.o.F / ANSI A326.3	>0,42	>0,42
 REAZIONE AL FUOCO REACTION TO FIRE	96/603/CE	A _{fl,R} /A1	
 GRADO DI VARIAZIONE CROMATICA AESTHETIC CLASSES	ANSI A137.1	V2	



