


SIZE: **60X60**

SURFACE: **STRUCTURED**

SLIP RESISTANCE: **R12**



dFuji Light



TGT605758CR
dFuji Light



TGT605759CR
dFuji Dark

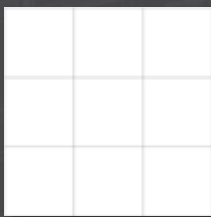
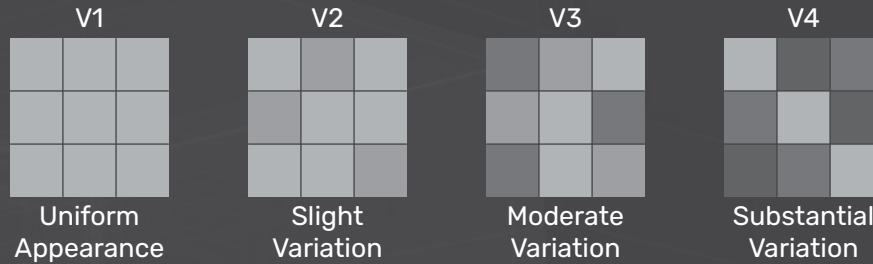
V2



Mild random design (12)

SHADE VARIATIONS

Shade variations are the characteristic of the tile that deliberate and visible differences in graphics and colour hue. Digital Tecnica technology creates stunning porcelain tiles with hyper-realistic surface tones, markings and textures which mimic a range of natural materials including; stone, timber, terracotta, cement, mosaic, marble and more.



V1 (Uniform Appearance)
Differences among pieces from the same production run are minimal.

Olvera Bright
60x60



V3 (Moderate Variation)
Amount and intensity of colors on each piece may vary significantly.

dRajasthan Sand
30x30



V2 (Slight Variation)
Clearly distinguishable differences in texture and/or pattern within similar colors.

dSalvadori White
60x60



V4 (Substantial Variation)
Random color differences each tile, so that one tile may have totally different colors from other tiles.

dDutch Blue
60x60

R-RATING SLIP RESISTANT

Floor tiles these days are given an anti slip rating. This rating comes in the form of an 'R' value (Ramp test) with a scale from R9 to R13 (R9 having the least slip resistance and R13 the highest slip resistance).

CLASSIFICATION	R9	R10	R11	R12	R13
SLIP ANGLE	6-9 DEGREE	10-18 DEGREE	19-26 DEGREE	27-34 DEGREE	>35 DEGREE
WET SLIP RISK	HIGH RISK	MODERATE	MODERATE	LOW RISK	LOW RISK
AREA OF USE	DRY AREA	OCCASIONAL WETNESS	OUTDOOR ENVIROMENT	WET/OUTDOOR ENVIROMENT	VERY WET COMMERCIAL AREA

- **R9** : For internal dry area usage.
- **R10** : For internal area with occasional spill or wetness (need constant cleaning/drying) : kitchens and bathrooms.
- **R11** : For internal usage with constant spill or wetness (require continous cleaning and drying effort).
- **R12** : For external usage (works in dry and wet situation with cautions).
- **R13** : For external usage with other contaminant (such as oil).

TECHNICAL SPECIFICATION

TECHNICAL CHARACTERISTIC	TEST METHOD OR AS PER NORM	ISO 13006 REQUIREMENT	ROMANGRANIT
Length and Width	ISO 10545-2	± 0.6%	± 0.10%
Side Straightness	ISO 10545-2	± 0.5%	± 0.10%
Rectangularity	ISO 10545-2	± 0.6%	± 0.10%
Centre & Edge Curvature	ISO 10545-2	± 0.5%	- 0.15% to + 0.25%
Warpage	ISO 10545-2	± 0.5%	± 0.25%
Thickness	ISO 10545-2	± 5.0%	± 4.0%
Water Absorption	ISO 10545-3	Group B1a ≤ 0.5%	< 0.25%
Modulus of Rupture	ISO 10545-4	Group B1a 35 Ind. Min. 32 N/mm ²	≥ 40 N/mm ²
Crazing Resistance	ISO 10545-11	Required	Resistant
Chemical Resistance	ISO 10545-13	Minimum Class GB	Minimum Class GB
Stain Resistance	ISO 10545-14	Minimum Class III	Minimum Class IV
Abrasion Resistance	ISO 10545-7	Group I to V	Group III to V

- The governing sizes and weights are subject to usual variations expected of fired ceramic productions.
- Slight variations of shades/colours and surface finishes are inherent due to the nature of ceramic tile production process.

STANDARD PACKING DATA

FACTORY	TYPE	SIZE	PIECES/BOX	APPROX. SQM/BOX	APPROX. WEIGHT KG/BOX	BOXES/PALLET	PALLET/CONTAINER	APPROX. WEIGHT KG/PALLET	APPROX. WEIGHT TONNE/CONT.	APPROX. SQM/CONT.	APPROX. BOX/CONT.
RCI	Rectified	HARDROCK 60x60	2	0,72	33	32	22	1081	23,8	507	704
RCI	Rectified	HARDROCK 60x30	3	0,54	24	40	24	985	23,6	518	960
RCI	Rectified	HARDROCK 30x30	6	0,54	24,5	50	19	1250	23,8	513	950

- Packing information may vary depending on specification of each motif and size.
- The colors illustrated in this brochure are produced near to actual colors.