



www.siri.mo.it

SMART LEVEL

LEVELING SYSTEM

ENSURES PERFECT LEVELING AND PRECISE AND REGULAR JOINTS BETWEEN THE TILES


COMPOSED OF ONE RECOVERABLE WEDGE 10 X 2 CM - H 2 MM, BASES WITH A HEIGHT OF 3 - 12 MM AND JOINTS OF 0.5-1-1.5-2 AND 3 MM, AND BASES WITH A HEIGHT OF 13 - 20 MM AND JOINTS OF 2 MM.




0,5 mm




1,5 mm



2 mm
H 13-20 mm




1 mm



2 mm



3 mm





www.siri.mo.it

SIRI ROLL

SCREW LEVELING SYSTEMS

**ENSURES PERFECT LEVELING AND
PRECISE AND REGULAR JOINTS BETWEEN THE TILES**

SIRI ROLL CONSISTS OF A RECOVERABLE RING AND SCREW CROSSED,
T-SHAPED AND LINEAR BASES. POSSIBLE JOINTS ARE 1 AND 2 MM FOR
TILES UP TO 20 MM THICK.

SIRI ROLL BE APPLIED ONLY WITH THE HANDS, NO PLIERS NEEDED.

