


**Mayor**  
CERÁMICA

**CEMENTS  
COLLECTION**



COLOURS · COLORES

CEMENTS SNOW




CEMENTS WARM



CEMENTS SMOKE




## FORMATS · FORMATOS




60x120<sup>R</sup>



\*Only in Snow  
\*Solo en Snow



75x75<sup>R</sup>



37.5x75<sup>R</sup>



(<sup>R</sup>) Rectified tiles - Bases rectificadas

## OTHER FINISHES · OTROS ACABADOS




9x60  
Skirting board  
*Rodapié*




14.5x120  
Riser  
*Tabica*

## STEP · PELDAÑO



Recto step  
*Peldaño recto*  
33x120



Recto step corner  
*Peldaño recto tapa*  
33x120



## POOL EDGES · BORDES DE PISCINA



Creta edge  
*Borde Creta*  
33x50



## DRAIN GRATES · REJILLAS DE DRENAJE



Ceramic drain grate  
*Rejilla de drenaje cerámica*  
RJ25 0000 25x50x2.2



Drain · *Desagüe*: > 13m<sup>3</sup>/hora  
Grate rubber 9710 included  
*Goma para rejilla 9710 incluida*



**ANTISHOCK** Worldwide Patent  
Patente Mundial



Ceramic drain grate  
*Rejilla de drenaje cerámica*  
RJ25 FLEX 25x50x2.2



Drain · *Desagüe*: > 30m<sup>3</sup>/hora  
Grate rubber 9710 included  
*Goma para rejilla 9710 incluida*



**ANTISHOCK** Worldwide Patent  
Patente Mundial

## TRIM · PIEZAS DE TERMINACIÓN



Outer trim  
*Media caña exterior*  
MDCA E000 4.5x50



Scotch outer trim  
*Escocia cantonera exterior*  
MDCA EE00 4.5x4.5



Scotch inner trim  
*Escocia cantonera interior*  
MDCA EI00 5.5x5.5



Outer angle corner  
*Esquina cantonera exterior*  
MDCA AE00 6.5x6.5



Inner angle corner  
*Esquina cantonera interior*  
MDCA AI00 6.5x6.5



Inner trim  
*Media caña interior*  
MDCA I000 5.5x50



External transition corner  
*Cantonera transición exterior*  
MDCA CE00 4.5x16



Inner transition corner  
*Cantonera transición interior*  
MDCA CI00 5.5x16







Cements Snow









Cements Warm









Cements Smoke

**Mayor**  
CERÁMICA ■■■■

[www.ceramicamayor.com](http://www.ceramicamayor.com)